



Cargill Vendor Management Platform (Aravo)

FOR ANY QUESTIONS:
Vendors_Support@Cargill.com



What is Aravo and what is it for?

Cargill Vendor Management Platform

Cargill Vendor Management Platform (Aravo) is a portal in which the Data of Cargill's vendors is stored in the different Cargill systems.

This platform facilitates the management of vendors data, thanks to the fact that vendors registration in the different Cargill systems has been consolidated in one place.

In future phases of its implementation, the Aravo Platform will also gather information for Performance and Risk analysis, which will facilitate negotiations and improve relations between vendors and Cargill.

All these benefits are intended to improve the Data Management of Cargill vendors and thus maintain an excellent business experience with vendors. **(Important: the Aravo Platform does not replace any other existing Billing system.)**



While all these changes are happening, what we are enabling at this stage for our vendors is **Aravo Self Service.**

This tool provides the possibility of viewing all of your company's data within Cargill's systems and allows vendors themselves to request the update of any outdated data directly with the Cargill Data team.

ARAVO BENEFITS FOR VENDORS

Before launching Aravo, the vendor data management process had many stages. The vendor had to contact a Cargill point of contact to report that his company data had changed. Then the Cargill representative had to contact the Data Team to verify and make the update.

Now, **the vendor can request the update or modification of the data directly to the Data Team through Aravo.**



01

MORE VISIBILITY OF THE DATA OF VENDORS WITHIN CARGILL

Now the vendor has a Username and a Password to enter Aravo and see the information that Cargill has in the systems. For example: Address, Tax Information, Withholdings, Bank Account, Company Contacts, etc.

02

MORE AGILITY ON THE DATA MANAGEMENT PROCESS

If the vendor needs to update any data of their company, they can make the update request directly from Aravo. This saves time for the vendor and Cargill staff, because it makes the process more efficient.

03

MORE SECURITY FOR THE VENDOR

Now the vendor's documents do not pass through so many hands, but instead go from the supplier directly to the team responsible for verifying and updating Cargill's systems.



The vision of the organization for this Project of **Aravo Self Service**

In its commitment to be constantly updated and looking for the best work tools, Cargill identified an opportunity to improve Vendor Data Management.

Large companies in the world such as Google and Microsoft already use Aravo to manage their vendors' data because they have identified that giving the vendors visibility and control over its information is the most efficient way to do this type of management. In this way, we ensure that the data will always be updated and in the way that the vendor needs it.

It is worth explaining that this is phase 1 of the Aravo Platform implementation. In the future, this same platform will have other functionalities such as Performance and Risk analysis and other options that aim to improve the commercial relationship between Cargill and its vendors.

Who can use Aravo?

All of Cargill's Indirect Materials and Services Vendors will have access.

All vendors of indirect Materials or Services will receive access to the Aravo Platform to manage their data directly.

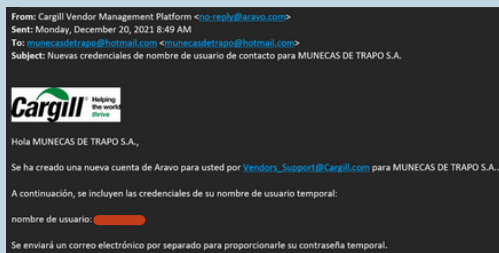
On behalf of the Cargill team we will send the access credentials and the link to enter the Aravo Platform. They will also receive support materials with step-by-step instructions on how to use the platform.

In case of doubt or if you have not received your credentials, you can send us an email to:

Vendors_Support@Cargill.com

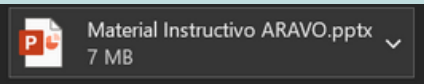


Next steps



1. ACCESS CREDENTIALS BY EMAIL

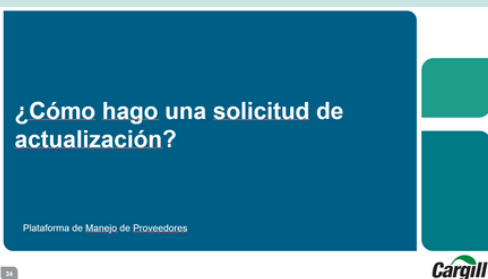
You will receive three emails with your access credentials and the link to enter the Supplier Management Platform (Aravo), in an email similar to the image on the left. The mail is sent by: **Cargill Vendor Management Platform** <no-reply@aravo.com>



2. ENTER ARAVO AND CHECK HOW YOUR DATA IS



With the username and password, enter Aravo and check if the company data is update. In case of doubts, attached you will also receive an Instructional Material with the Step-by-Step on how to enter Aravo and verify your cadastral data.



3. OPEN AN UPDATE TICKET IF YOU SEE THAT IT IS NECESSARY

In the event that any data of your company is out of date, you must request an update ticket to the Data Team. In case you have any doubts, attached you will also receive an Instructional Material with the Step-by-Step on how to get inside Aravo and verify your Data.

Thank you very much!

VENDORS_SUPPORT@CARGILL.COM

For any questions regarding the Cargill Vendor Management Platform (Aravo): about how it works, what it is for, how to log in, or about your credentials, please send us an email and we will be happy to help you.

